

# Energy Performance Certificate (EPC)

# Scotland

Dwellings

**BAY VILLA, BAYHEAD, BAYHEAD, ISLE OF NORTH UIST, HS6 5DZ**

**Dwelling type:** Detached house  
**Date of assessment:** 10 May 2017  
**Date of certificate:** 18 May 2017  
**Total floor area:** 125 m<sup>2</sup>  
**Primary Energy Indicator:** 362 kWh/m<sup>2</sup>/year

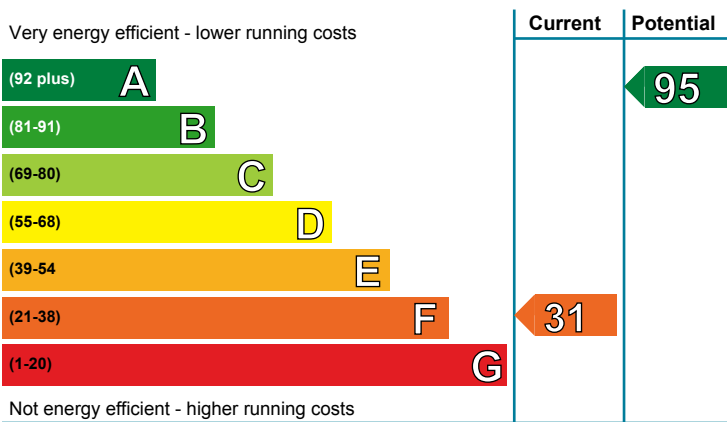
**Reference number:** 8002-7308-3929-6590-1533  
**Type of assessment:** RdSAP, existing dwelling  
**Approved Organisation:** Elmhurst  
**Main heating and fuel:** Boiler and radiators, oil

## You can use this document to:

- Compare current ratings of properties to see which are more energy efficient and environmentally friendly
- Find out how to save energy and money and also reduce CO<sub>2</sub> emissions by improving your home

|  |               |  |
|--|---------------|--|
| <b>Estimated energy costs for your home for 3 years*</b> | <b>£5,316</b> | See your recommendations report for more information |
| <b>Over 3 years you could save*</b>                      | <b>£2,985</b> |  |

\* based upon the cost of energy for heating, hot water, lighting and ventilation, calculated using standard assumptions

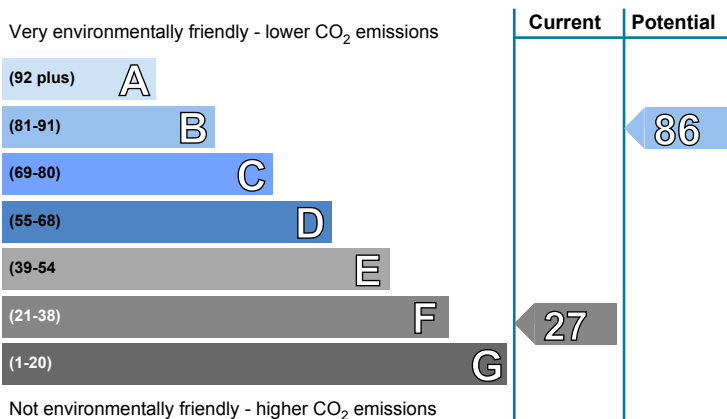


## Energy Efficiency Rating

This graph shows the current efficiency of your home, taking into account both energy efficiency and fuel costs. The higher this rating, the lower your fuel bills are likely to be.

Your current rating is **band F (31)**. The average rating for EPCs in Scotland is **band D (61)**.

The potential rating shows the effect of undertaking all of the improvement measures listed within your recommendations report.



## Environmental Impact (CO<sub>2</sub>) Rating

This graph shows the effect of your home on the environment in terms of carbon dioxide (CO<sub>2</sub>) emissions. The higher the rating, the less impact it has on the environment.

Your current rating is **band F (27)**. The average rating for EPCs in Scotland is **band D (59)**.

The potential rating shows the effect of undertaking all of the improvement measures listed within your recommendations report.

## Top actions you can take to save money and make your home more efficient

| Recommended measures                   | Indicative cost  | Typical savings over 3 years | Available with Green Deal |
|--|------------------|------------------------------|---------------------------|
| 1 Room-in-roof insulation              | £1,500 - £2,700  | £1692.00                     | ✓                         |
| 2 Cavity wall insulation               | £500 - £1,500    | £144.00                      | ✓                         |
| 3 Internal or external wall insulation | £4,000 - £14,000 | £387.00                      | ✓                         |

A full list of recommended improvement measures for your home, together with more information on potential cost and savings and advice to help you carry out improvements can be found in your recommendations report.



**THIS PAGE IS THE ENERGY PERFORMANCE CERTIFICATE WHICH MUST BE AFFIXED TO THE DWELLING AND NOT BE REMOVED UNLESS IT IS REPLACED WITH AN UPDATED CERTIFICATE**

## Summary of the energy performance related features of this home

This table sets out the results of the survey which lists the current energy-related features of this home. Each element is assessed by the national calculation methodology; 1 star = very poor (least efficient), 2 stars = poor, 3 stars = average, 4 stars = good and 5 stars = very good (most efficient). The assessment does not take into consideration the condition of an element and how well it is working. 'Assumed' means that the insulation could not be inspected and an assumption has been made in the methodology, based on age and type of construction.

| Element               | Description   | Energy Efficiency | Environmental |
|-----------------------|---|-------------------|---------------|
| Walls                 | Granite or whinstone, as built, no insulation (assumed) | ★★☆☆☆             | ★★☆☆☆         |
|                       | Cavity wall, as built, no insulation (assumed)          | ★★☆☆☆             | ★★☆☆☆         |
| Roof                  | Roof room(s), no insulation (assumed)                   | ★☆☆☆☆             | ★☆☆☆☆         |
|                       | Roof room(s), limited insulation (assumed)              | ★★☆☆☆             | ★★☆☆☆         |
| Floor                 | Solid, no insulation (assumed)                          | —                 | —             |
| Windows               | Fully double glazed                                     | ★★★★☆☆            | ★★★★☆☆        |
| Main heating          | Boiler and radiators, oil                               | ★★★★☆☆            | ★★★★☆☆        |
| Main heating controls | Programmer, TRVs and bypass                             | ★★★★☆☆            | ★★★★☆☆        |
| Secondary heating     | Room heaters, dual fuel (mineral and wood)              | —                 | —             |
| Hot water             | From main system  | ★★★★☆☆            | ★★★★☆☆        |
| Lighting              | Low energy lighting in 47% of fixed outlets             | ★★★★☆☆            | ★★★★☆☆        |

## The energy efficiency rating of your home

Your Energy Efficiency Rating is calculated using the standard UK methodology, RdSAP. This calculates energy used for heating, hot water, lighting and ventilation and then applies fuel costs to that energy use to give an overall rating for your home. The rating is given on a scale of 1 to 100. Other than the cost of fuel for electrical appliances and for cooking, a building with a rating of 100 would cost almost nothing to run.

As we all use our homes in different ways, the energy rating is calculated using standard occupancy assumptions which may be different from the way you use it. The rating also uses national weather information to allow comparison between buildings in different parts of Scotland. However, to make information more relevant to your home, local weather data is used to calculate your energy use, CO<sub>2</sub> emissions, running costs and the savings possible from making improvements.


## The impact of your home on the environment

One of the biggest contributors to global warming is carbon dioxide. The energy we use for heating, lighting and power in our homes produces over a quarter of the UK's carbon dioxide emissions. Different fuels produce different amounts of carbon dioxide for every kilowatt hour (kWh) of energy used. The Environmental Impact Rating of your home is calculated by applying these 'carbon factors' for the fuels you use to your overall energy use.

The calculated emissions for your home are 94 kg CO<sub>2</sub>/m<sup>2</sup>/yr.

The average Scottish household produces about 6 tonnes of carbon dioxide every year. Based on this assessment, heating and lighting this home currently produces approximately 12 tonnes of carbon dioxide every year. Adopting recommendations in this report can reduce emissions and protect the environment. If you were to install all of these recommendations this could reduce emissions by 9.8 tonnes per year. You could reduce emissions even more by switching to renewable energy sources.

## Estimated energy costs for this home

|               | Current energy costs | Potential energy costs | Potential future savings  |
|---------------|----------------------|------------------------|---|
| Heating       | £4,539 over 3 years  | £1,881 over 3 years    |  |
| Hot water     | £441 over 3 years    | £231 over 3 years      |   |
| Lighting      | £336 over 3 years    | £219 over 3 years      |   |
| <b>Totals</b> | <b>£5,316</b>        | <b>£2,331</b>          |   |

These figures show how much the average household would spend in this property for heating, lighting and hot water. This excludes energy use for running appliances such as TVs, computers and cookers, and the benefits of any electricity generated by this home (for example, from photovoltaic panels). The potential savings in energy costs show the effect of undertaking all of the recommended measures listed below.

## Recommendations for improvement

The measures below will improve the energy and environmental performance of this dwelling. The performance ratings after improvements listed below are cumulative; that is, they assume the improvements have been installed in the order that they appear in the table. Further information about the recommended measures and other simple actions to take today to save money is available from the Home Energy Scotland hotline which can be contacted on 0808 808 2282. Before carrying out work, make sure that the appropriate permissions are obtained, where necessary. This may include permission from a landlord (if you are a tenant) or the need to get a Building Warrant for certain types of work.

| Recommended measures                        | Indicative cost   | Typical saving per year | Rating after improvement |             | Green Deal |
|---|-------------------|-------------------------|--------------------------|-------------|------------|
|   |                   |                         | Energy                   | Environment |            |
| 1 Room-in-roof insulation                   | £1,500 - £2,700   | £564                    | E 53                     | E 45        | ✓          |
| 2 Cavity wall insulation                    | £500 - £1,500     | £48                     | D 55                     | E 47        | ✓          |
| 3 Internal or external wall insulation      | £4,000 - £14,000  | £129                    | D 60                     | E 52        | ✓          |
| 4 Floor insulation (solid floor)            | £4,000 - £6,000   | £83                     | D 64                     | D 56        | ✓          |
| 5 Low energy lighting for all fixed outlets | £40               | £33                     | D 65                     | D 57        |            |
| 6 Upgrade heating controls                  | £350 - £450       | £52                     | D 67                     | D 59        | ✓          |
| 7 Replace boiler with new condensing boiler | £2,200 - £3,000   | £45                     | C 69                     | D 62        | ✓          |
| 8 Solar water heating                       | £4,000 - £6,000   | £42                     | C 71                     | D 65        | ✓          |
| 9 Solar photovoltaic panels, 2.5 kWp        | £5,000 - £8,000   | £264                    | C 79                     | C 72        | ✓          |
| 10 Wind turbine                             | £15,000 - £25,000 | £556                    | A 95                     | B 86        | ✓          |

Measures which have a green deal tick ✓ are likely to be eligible for Green Deal finance plans based on indicative costs. Subsidy also may be available for some measures, such as solid wall insulation. Additional support may also be available for certain households in receipt of means tested benefits. Measures which have an orange tick ✓ may need additional finance. To find out how you could use Green Deal finance to improve your property, visit [www.greenerscotland.org](http://www.greenerscotland.org) or contact the Home Energy Scotland hotline on 0808 808 2282.

### Alternative measures

There are alternative improvement measures which you could also consider for your home. It would be advisable to seek further advice and illustration of the benefits and costs of such measures.

- External insulation with cavity wall insulation

## Choosing the right improvement package

For free and impartial advice on choosing suitable measures for your property, contact the Home Energy Scotland hotline on 0808 808 2282 or go to [www.greenerscotland.org](http://www.greenerscotland.org).

**energy**<sup>®</sup>  
saving  
trust

## About the recommended measures to improve your home's performance rating

This section offers additional information and advice on the recommended improvement measures for your home

### 1 Room-in-roof insulation

Insulating roof rooms will significantly reduce heat loss; this will improve levels of comfort, reduce energy use and lower fuel bills. If it has a flat ceiling insulation can usually be added above the ceiling, and sloping ceilings and walls of roof rooms can be insulated using an internal lining board. Roof voids must have adequate ventilation to prevent dampness; seek advice about this if unsure. Further information about roof room insulation and details of local contractors can be obtained from the National Insulation Association ([www.nationalinsulationassociation.org.uk](http://www.nationalinsulationassociation.org.uk)). Building regulations generally apply to this work so it is best to check this with your local authority building standards department.

### 2 Cavity wall insulation

Cavity wall insulation, to fill the gap between the inner and outer layers of external walls with an insulating material, reduces heat loss; this will improve levels of comfort, reduce energy use and lower fuel bills. The insulation material is pumped into the gap through small holes that are drilled into the outer walls, and the holes are made good afterwards. As specialist machinery is used to fill the cavity, a professional installation company should carry out this work, and they should carry out a thorough survey before commencing work to ensure that this type of insulation is suitable for this home and its exposure. They should also provide a guarantee for the work and handle any building standards issues. Further information about cavity wall insulation and details of local installers can be obtained from the Building Standards Division's section of the Scottish Government website ([www.scotland.gov.uk/Topics/Built-Environment/Building/Building-standards/publications/pubguide/cavitywallinsul](http://www.scotland.gov.uk/Topics/Built-Environment/Building/Building-standards/publications/pubguide/cavitywallinsul)) or the National Insulation Association ([www.nationalinsulationassociation.org.uk](http://www.nationalinsulationassociation.org.uk)).

### 3 Internal or external wall insulation

Internal or external wall insulation involves adding a layer of insulation to either the inside or the outside surface of the external walls, which reduces heat loss and lowers fuel bills. As it is more expensive than cavity wall insulation it is only recommended for walls without a cavity, or where for technical reasons a cavity cannot be filled. Internal insulation, known as dry-lining, is where a layer of insulation is fixed to the inside surface of external walls; this type of insulation is best applied when rooms require redecorating. External solid wall insulation is the application of an insulant and a weather-protective finish to the outside of the wall. This may improve the look of the home, particularly where existing brickwork or rendering is poor, and will provide long-lasting weather protection. Further information can be obtained from the National Insulation Association ([www.nationalinsulationassociation.org.uk](http://www.nationalinsulationassociation.org.uk)). It should be noted that planning permission might be required and that building regulations apply to this work so it is best to check with your local authority whether a building warrant or planning permission will be required.

### 4 Floor insulation (solid floor)

Insulation of a floor will significantly reduce heat loss; this will improve levels of comfort, reduce energy use and lower fuel bills. Insulating solid floors can present challenges; insulation laid on top of existing solid floors may impact on existing doors and finishes whilst lifting of a solid floor to insert insulation below will require consideration of the potential effect on both structural stability and damp proofing. It is advised to seek advice from a Chartered Structural Engineer or a registered Architect about this if unsure. Further information about floor insulation is available from many sources including [www.energysavingtrust.org.uk/scotland/Insulation/Floor-insulation](http://www.energysavingtrust.org.uk/scotland/Insulation/Floor-insulation). Building regulations generally apply to this work and may also require a building warrant so it is best to check this with your local authority building standards department.

### 5 Low energy lighting

Replacement of traditional light bulbs with energy saving recommended ones will reduce lighting costs over the lifetime of the bulb, and they last up to 12 times longer than ordinary light bulbs. Also consider selecting low energy light fittings when redecorating; contact the Lighting Association for your nearest stockist of Domestic Energy Efficient Lighting Scheme fittings.

### 6 Heating controls (room thermostat)

The heating system should have a room thermostat to enable the boiler to switch off when no heat is required. A competent heating engineer should be asked to do this work. Insist that the thermostat switches off the boiler as well as the pump and that the thermostatic radiator valve is removed from any radiator in the same room as the thermostat. Building regulations generally apply to this work and a building warrant may be required, so it is best to obtain advice from your local authority building standards department and from a qualified heating engineer.

## 7 Condensing boiler

A condensing boiler is capable of much higher efficiencies than other types of boiler, meaning it will burn less fuel to heat this property. This improvement is most appropriate when the existing central heating boiler needs repair or replacement, however there may be exceptional circumstances making this impractical. Condensing boilers need a drain for the condensate which limits their location; remember this when considering remodelling the room containing the existing boiler even if the latter is to be retained for the time being (for example a kitchen makeover). Building regulations generally apply to this work and a building warrant may be required, so it is best to obtain advice from your local authority building standards department and from a qualified heating engineer.

## 8 Solar water heating

A solar water heating panel, usually fixed to the roof, uses the sun to pre-heat the hot water supply. This can significantly reduce the demand on the heating system to provide hot water and hence save fuel and money. Planning permission might be required, building regulations generally apply to this work and a building warrant may be required, so it is best to check these with your local authority. You could be eligible for Renewable Heat Incentive payments which could appreciably increase the savings beyond those shown on your EPC, provided that both the product and the installer are certified by the Microgeneration Certification Scheme (or equivalent). Details of local MCS installers are available at [www.microgenerationcertification.org](http://www.microgenerationcertification.org).

## 9 Solar photovoltaic (PV) panels

A solar PV system is one which converts light directly into electricity via panels placed on the roof with no waste and no emissions. This electricity is used throughout the home in the same way as the electricity purchased from an energy supplier. Planning permission might be required, building regulations generally apply to this work and a building warrant may be required, so it is best to check these with your local authority. The assessment does not include the effect of any Feed-in Tariff which could appreciably increase the savings that are shown on this EPC for solar photovoltaic panels, provided that both the product and the installer are certified by the Microgeneration Certification Scheme (or equivalent). Details of local MCS installers are available at [www.microgenerationcertification.org](http://www.microgenerationcertification.org).

## 10 Wind turbine

A wind turbine provides electricity from wind energy. This electricity is used throughout the home in the same way as the electricity purchased from an energy supplier. Wind turbines are not suitable for all properties. The system's effectiveness depends on local wind speeds and the presence of nearby obstructions, and a site survey should be undertaken by an accredited installer. Planning permission might be required and building regulations generally apply to this work and a building warrant may be required, so it is best to check these with your local authority. The assessment does not include the effect of any Feed-in Tariff which could appreciably increase the savings that are shown on this EPC for a wind turbine, provided that both the product and the installer are certified by the Microgeneration Certification Scheme (or equivalent). Details of local MCS installers are available at [www.microgenerationcertification.org](http://www.microgenerationcertification.org).

## Low and zero carbon energy sources

Low and zero carbon (LZC) energy sources are sources of energy that release either very little or no carbon dioxide into the atmosphere when they are used. Installing these sources may help reduce energy bills as well as cutting carbon.

**LZC energy sources present:** There are none provided for this home

## Your home's heat demand

You could receive Renewable Heat Incentive (RHI) payments and help reduce carbon emissions by replacing your existing heating system with one that generates renewable heat and, where appropriate, having your loft insulated and cavity walls filled. The estimated energy required for space and water heating will form the basis of the payments. For more information go to [www.energysavingtrust.org.uk/scotland/rhi](http://www.energysavingtrust.org.uk/scotland/rhi).

| Heat demand                  | Existing dwelling | Impact of loft insulation | Impact of cavity wall insulation | Impact of solid wall insulation |
|------------------------------|-------------------|---------------------------|----------------------------------|---------------------------------|
| Space heating (kWh per year) | 27,632            | (985)                     | (831)                            | (2,154)                         |
| Water heating (kWh per year) | 2,753             |                           |                                  |                                 |

## Addendum

This dwelling has stone walls and so requires further investigation to establish whether these walls are of cavity construction and to determine which type of wall insulation is best suited.

## About this document

This Recommendations Report and the accompanying Energy Performance Certificate are valid for a maximum of ten years. These documents cease to be valid where superseded by a more recent assessment of the same building carried out by a member of an Approved Organisation.

The Energy Performance Certificate and this Recommendations Report for this building were produced following an energy assessment undertaken by an assessor accredited by Elmhurst ([www.elmhurstenergy.co.uk](http://www.elmhurstenergy.co.uk)), an Approved Organisation Appointed by Scottish Ministers. The certificate has been produced under the Energy Performance of Buildings (Scotland) Regulations 2008 from data lodged to the Scottish EPC register. You can verify the validity of this document by visiting [www.scottishepcregister.org.uk](http://www.scottishepcregister.org.uk) and entering the report reference number (RRN) printed at the top of this page.

|                             |  |
|-----------------------------|--|
| Assessor's name:            | Mr. Calum Riach  |
| Assessor membership number: | EES/018141   |
| Company name/trading name:  | D M Hall Chartered Surveyors LLP                                       |
| Address:                    | 17 Corstorphine Road<br>Edinburgh<br>EH12 6DD                          |
| Phone number:               | 0131 477 6000  |
| Email address:              | <a href="mailto:calum.riach@dmhall.co.uk">calum.riach@dmhall.co.uk</a> |
| Related party disclosure:   | No related party   |

If you have any concerns regarding the content of this report or the service provided by your assessor you should in the first instance raise these matters with your assessor and with the Approved Organisation to which they belong. All Approved Organisations are required to publish their complaints and disciplinary procedures and details can be found online at the web address given above.

## Use of this energy performance information

Once lodged by your EPC assessor, this Energy Performance Certificate and Recommendations Report are available to view online at [www.scottishepcregister.org.uk](http://www.scottishepcregister.org.uk), with the facility to search for any single record by entering the property address. This gives everyone access to any current, valid EPC except where a property has a Green Deal Plan, in which case the report reference number (RRN) must first be provided. The energy performance data in these documents, together with other building information gathered during the assessment is held on the Scottish EPC Register and is available to authorised recipients, including organisations delivering energy efficiency and carbon reduction initiatives on behalf of the Scottish and UK governments. A range of data from all assessments undertaken in Scotland is also published periodically by the Scottish Government. Further information on these matters and on Energy Performance Certificates in general, can be found at [www.gov.scot/epc](http://www.gov.scot/epc).

## **Opportunity to benefit from a Green Deal on this property**

Under a Green Deal, the cost of the improvements is repaid over time via a credit agreement. Repayments are made through a charge added to the electricity bill for the property.

To see which improvements are recommended for this property, please turn to page 3. You can choose which improvements you want to install and ask for a quote from an authorised Green Deal provider. They will organise installation by an authorised Green Deal installer. If you move home, the responsibility for paying the Green Deal charge under the credit agreement passes to the new electricity bill payer.

For householders in receipt of income-related benefits, additional help may be available.

To find out more, visit [www.greenerscotland.org](http://www.greenerscotland.org) or call 0808 808 2282.

